

PAESTUM BASIN PA023BI

CE EN 14688:2015

GLOBO



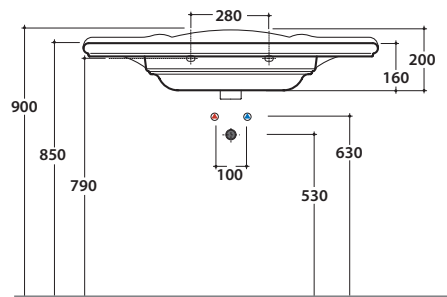
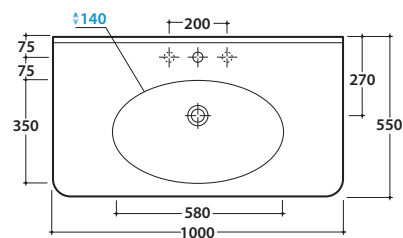
Ceramic antibacterial effect
BATAFORM®



Glazed product with
CERASLIDE®

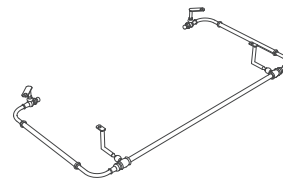
Cod. **PA023BI**

Basin 100.55 h20 cm. Wall-hung installation or on base. Fixing kit included.
Weight 29Kg



Cod. **PAPC23**

Front brass chromium-plated towel rail. Weight 2 Kg



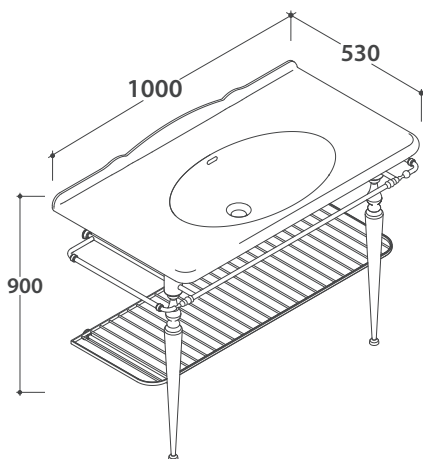
Cod. **FI012BI**

Push open valve drain with ceramic top for basins with overflow. Weight 0,5 Kg



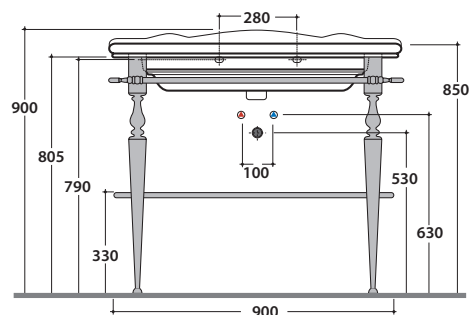
Cod. **FI012CR**

Push open chromed valve drain for basins with overflow. Weight 0,5 Kg



Cod. **PATC23**

Brass chromium-plated floor-mounted structure 100.53 h82, for basin PA023. Weight 12 Kg



PAESTUM BASIN PA023BI

CE EN 14688:2015

GLOBO

Cod. **PS100FO**

Gold-leaf finish

Cod. **PS100FA**

Silver-leaf finish

Cod. **PS100CA**

Lacquered CARBONE

Cod. **PS100ME**

Lacquered MELOGRANO

Cod. **PS100CT**

Lacquered CRETA

Cod. **PS100CL**

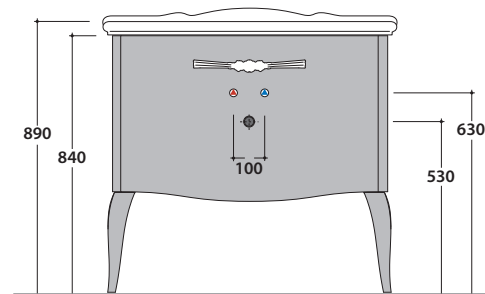
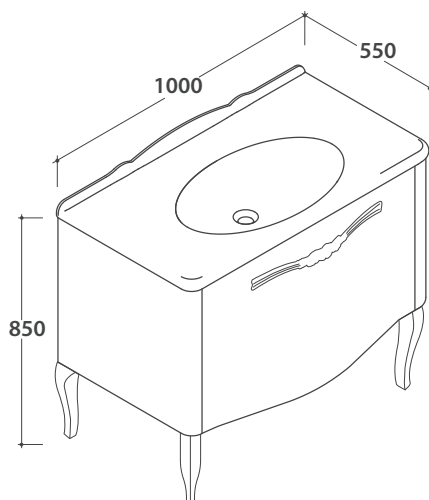
Lacquered CLAY

Cod. **PS100RN**

Black oak finish

Cod. **PS100RB**

White oak finish



Ingombro massimo con cassetto aperto mm. 940

Floor-mounted base 93.51 h84 cm for basin PA023, 1 drawer. Weight 36,7 Kg