
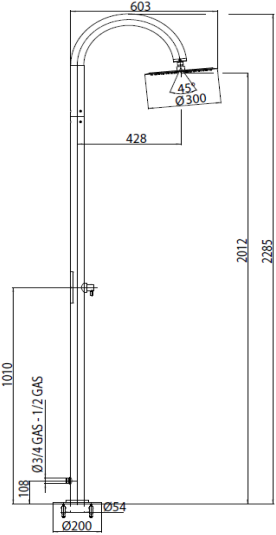
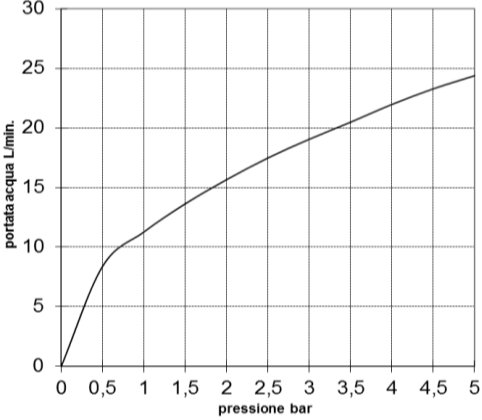


BOSSINI		SCHEDA TECNICA TECHNICAL SHEET		Date: 07/12/2017	Rev/0																										
<b>Codice / Code:</b> <b>L00829</b>		<b>Descrizione</b> Colonna doccia OKI Column da esterno in acciaio INOX AISI 316. Con rubinetto a tempo, con attacco 3/4" M per alimentazione acqua esterna Oki stainless steel AISI 316 outdoor shower column with self closing valve, 3/4" M coupling for external water inlet																													
<b>Foto / image</b> 		<b>Disegni / drawings</b> 																													
<b>Grafico di portata / Flow rate diagram</b>																															
<table border="1"> <thead> <tr> <th></th> <th>rain</th> </tr> </thead> <tbody> <tr><td>0</td><td>0,0</td></tr> <tr><td>0,5</td><td>8,4</td></tr> <tr><td>1</td><td>11,3</td></tr> <tr><td>1,5</td><td>13,6</td></tr> <tr><td>2</td><td>15,7</td></tr> <tr><td>2,5</td><td>17,5</td></tr> <tr><td>3</td><td>19,1</td></tr> <tr><td>3,5</td><td>20,5</td></tr> <tr><td>4</td><td>22,0</td></tr> <tr><td>4,5</td><td>23,3</td></tr> <tr><td>5</td><td>24,4</td></tr> <tr> <td>pressione <b>bar</b></td> <td>portata <b>L/min</b></td> </tr> </tbody> </table>			rain	0	0,0	0,5	8,4	1	11,3	1,5	13,6	2	15,7	2,5	17,5	3	19,1	3,5	20,5	4	22,0	4,5	23,3	5	24,4	pressione <b>bar</b>	portata <b>L/min</b>				
	rain																														
0	0,0																														
0,5	8,4																														
1	11,3																														
1,5	13,6																														
2	15,7																														
2,5	17,5																														
3	19,1																														
3,5	20,5																														
4	22,0																														
4,5	23,3																														
5	24,4																														
pressione <b>bar</b>	portata <b>L/min</b>																														
<b>MATERIALI / materials</b>																															
ABS, Silicone, NBR, POM, Stainless steel, Brass (self closing tap)																															
<b>CARATTERISTICHE IDRAULICHE / hydraulic features</b>																															
	pressione pressure	portata flow rate	temperatura temperature	solo per miscelatori termostatici only for thermostatic mixers																											
min	<b>1 bar</b>	<b>10 l/min</b>	--	Blocco di sicurezza safety lock	/																										
max	<b>5 bar</b>	--	<b>&lt;70°C</b>	Temperatura acqua fredda cold water temperature	/																										
consigliata recommended	<b>2-3 bar</b>	--	<b>&lt;42°C</b>	Temperatura acqua calda hot water temperature	/																										
<b>CERTIFICAZIONI / CERTIFICATIONS:</b>																															
<b>CONFORMITA' / CONFORMITY :</b> Chrome plating - EN 248.																															