

	SCHEMA TECNICA	Date: 13/07/2017	Rev 0
	TECHNICAL SHEET		

Codice / Code: Z030203 + Z031204	Parti incasso per miscelatore termostatico alta portata attacchi da 3/4" a 3 USCITE (c/deviatore 2 vie e un rubinetto d'arresto), installazione verticale/orizzontale con parti esterne Concealed parts for High Flow Thermostatic Mixer, 3/4" connections, with 3 OUTLETS (2 way diverter valve and 1 stop valve) vertical/horizontal installation, with external parts
---	---


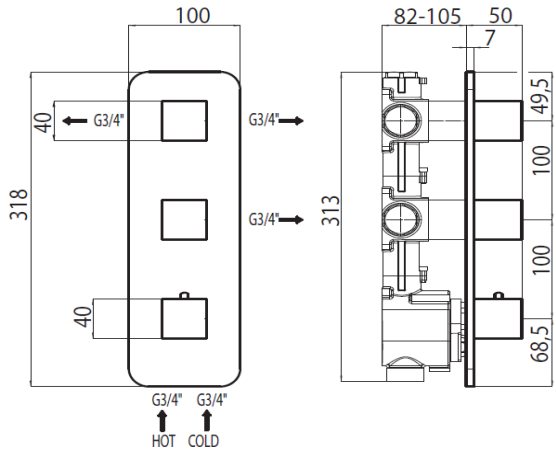
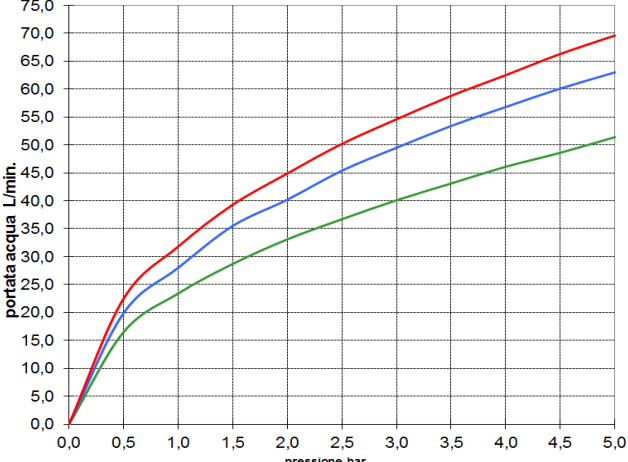
Foto / image 	Disegni / drawings 
--	---

Grafico di portata / Flow rate diagram			
	1 uscita deviatore	1 uscita rubinetto	1 uscita dev + 1 uscita rub.
0,0	0,0	0,0	0,0
0,5	16,5	19,9	22,5
1,0	23,4	28,0	31,8
1,5	28,7	35,5	39,3
2,0	33,1	40,2	44,9
2,5	36,7	45,4	50,2
3,0	40,1	49,5	54,6
3,5	43,1	53,4	58,8
4,0	46,1	56,8	62,5
4,5	48,6	60,1	66,3
5,0	51,4	63,0	69,6
pressione Bar	portata L/min		
			

MATERIALI / materials
OTTONE/ZAMA - BRASS/ZAMA

CARATTERISTICHE IDRAULICHE / hydraulic features			
	pressione pressure	portata flow rate	temperatura temperature
min	0,5bar	--	--
max	5bar	--	--
consigliata recommended	2-3 bar	--	--
			solo per miscelatori termostatici only for thermostatic mixers
		Blocco di sicurezza safety lock	38°C
		Temperatura acqua fredda cold water temperature	≤ 20°C
		Temperatura acqua calda hot water temperature	≥ 55°C

CERTIFICAZIONI / CERTIFICATIONS

CONFORMITA' / CONFORMITY
UNI EN 1111