


Pura






55×36 swirlflush



Wc
55×36 cm
23,5 kg

WC predisposto per scarico a parete oppure a pavimento tramite curva tecnica, con sistema di scarico **Swirlflush**®

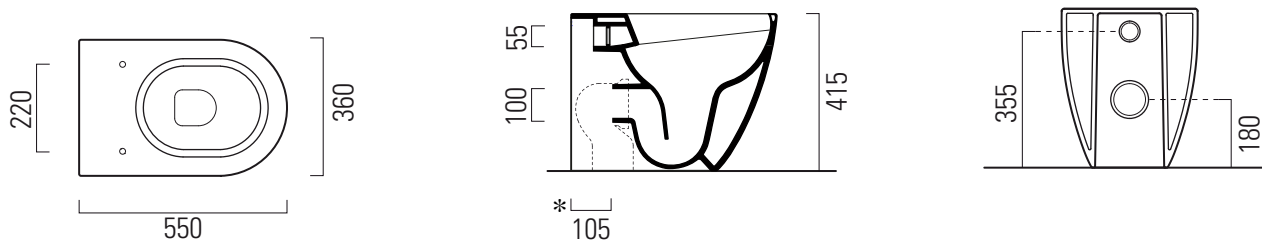
Back to wall Wc with wall or floor (through a pipe fitting) outlet with **Swirlflush**® system.









Colori - Colours	Codici - Codes	Fori - Tapholes
○ Bianco lucido - White glossy	881011	-
● Agave	881004	-
● Ardesia	881026	-
○ Bianco opaco - Matte white	881009	-
● Bistro	881016	-
● Cenere	881017	-
● Creta	881008	-
● Ghiaccio	881015	-
● Tortora	881005	-

Note

- 1 - Non è consigliato l'impiego di cassette di scarico esterne, impianti dotati di rubinetto flussometro e cassette h 82/83cm.
We do not recommend the use of external flushing cisterns, systems endowed with flushometer valves and flushing cisterns h82/83cm.
- 2 - Extraglaze solo per smaltatura lucida
Extraglaze only for glossy glaze



Raccordi di scarico - Flushing connections	Codici - Codes	Interasse - Distance
	MCURVA	* 105 mm
	MCURVA90	* 70 mm

Testato con i seguenti dispositivi di scarico | Tested with the following flushing mechanisms
 GEBERIT art. 109.770.00.1 h1060mm - OLI 74 plus h1050mm - VALSIR Winner S h1140mm - VALSIR Tropea S h1060mm - VALSIR Cubik S h1060mm
 VIEGA art. 771 904 h1000mm - VIEGA art. 771 904 h920mm - TECE BOX art. 9041012 h1060mm - GEBERIT art. 109.790.00.1 h1045mm GROHE art. 38863 h1045
 TECE Box Octa h1075 art. 9370500