

# Pura

## 55×36 swirlflush



Wc  
55×36 cm  
30,5 kg

WC predisposto per scarico a parete  
oppure a pavimento tramite curva tecnica,  
con sistema di scarico **Swirlflush®**



Back to wall Wc with wall or floor (through a  
pipe fitting) outlet with **Swirlflush®** system.



swirlflush®



extraglaze antibacterial®



quickrelease

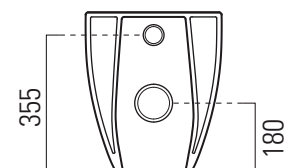
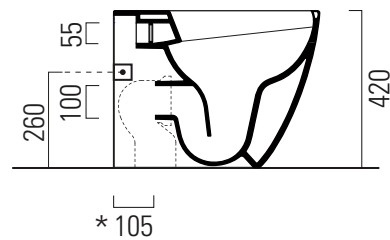
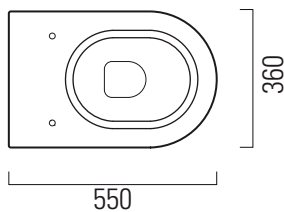


softclose

Colori - Colours	Codici - Codes	Fori - Tapholes
○ Bianco lucido - White glossy	880311	-
● Agave	880304	-
● Ardesia	880326	-
○ Bianco opaco - Matte white	880309	-
● Bistro	880316	-
● Cenere	880317	-
● Creta	880308	-
● Ghiaccio	880315	-
● Tortora	880305	-




### Note

- 1 - Non è consigliato l'impiego di cassette di scarico esterne, impianti dotati di rubinetto flussometro e cassette h 82/83cm.  
We do not recommend the use of external flushing cisterns, systems endowed with flushometer valves and flushing cisterns h82/83cm.
- 2 - Extraglaze solo per smaltatura lucida  
Extraglaze only for glossy glaze
- 3 - Kit fissaggio a scomparsa art. FISSVBT obbligatorio  
Concealed fixing art. FISSVBT required



# Pura

## 55×36 swirlflush

Raccordi di scarico Flushing connections	Codici Codes	Interasse Distance
	MCURVA	* 105 mm
	MCURVA90	* 70 mm
	MCURVASR	* 145 mm

**Testato con i seguenti dispositivi di scarico | Tested with the following flushing mechanisms**

GEBERIT art. 109.770.00.1 h1060mm - OLI 74 plus h1050mm - VALSIR Winner S h1140mm - VALSIR Tropea S h1060mm - VALSIR Cubik S h1060mm - VIEGA art. 771 904 h1000mm - VIEGA art. 771 904 h920mm - TECE BOX art. 9041012 h1060mm - GEBERIT art. 109.790.00.1 h1045mm - GROHE art. 38863 h1045 - TECE Box Octa h1075 art. 9370500