BOSSINI	**SCHEDA TECNICA** *TECHNICAL SHEET*	Date: 13/07/2017	Rev 0

Codice / **Code:** **Z030203 + Z032204**	Parti incasso per miscelatore termostatico alta portata attacchi da ¾" a 3 USCITE (c/deviatore 2 vie e un rubinetto d'arresto), installazione verticale/orizzontale con parti esterne Concealed parts for High Flow Thermostatic Mixer, ¾" connections, with 3 OUTLETS (2 way diverter valve and 1 stop valve) vertical/horizontal installation, with external parts

Foto / *image*



Disegni / *drawings*

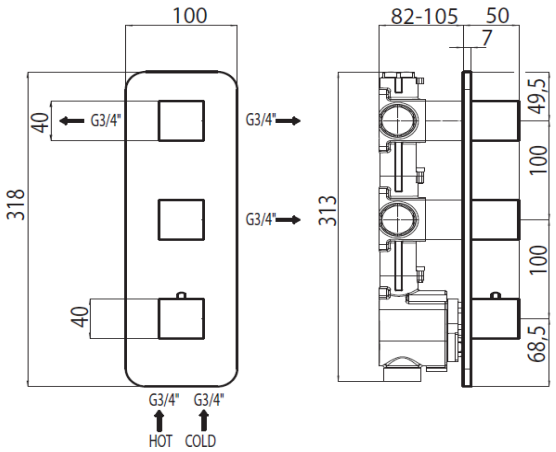

Grafico di portata / *Flow rate diagram*

	1 uscita deviatore	1 uscita rubinetto	1 uscita dev + 1 uscita rub.
0,0	0,0	0,0	0,0
0,5	16,5	19,9	22,5
1,0	23,4	28,0	31,8
1,5	28,7	35,5	39,3
2,0	33,1	40,2	44,9
2,5	36,7	45,4	50,2
3,0	40,1	49,5	54,6
3,5	43,1	53,4	58,8
4,0	46,1	56,8	62,5
4,5	48,6	60,1	66,3
5,0	51,4	63,0	69,6
pressione **Bar**	portata **L/min**		

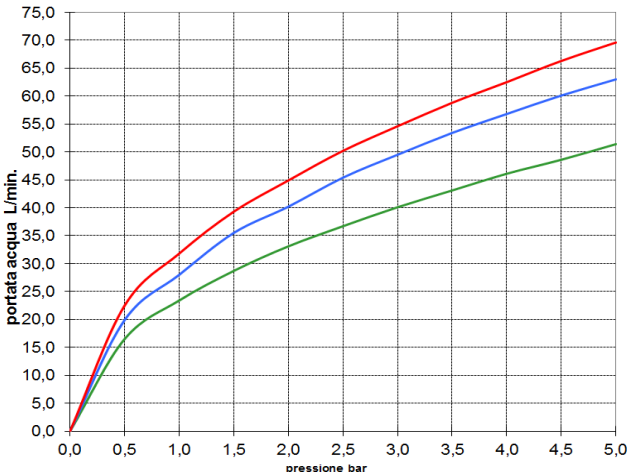

MATERIALI / *materials*

OTTONE/ZAMA - *BRASS/ZAMA*

CARATTERISTICHE IDRAULICHE / *hydraulic features*

	pressione *pressure*	portata *flow rate*	temperatura *temperature*
min	**0,5bar**	--	--
max	**5bar**	--	--
consigliata *recommended*	**2-3 bar**	--	--

solo per miscelatori termostatici *only for thermostatic mixers*	
Blocco di sicurezza *safety lock*	**38°c**
Temperatura acqua fredda *cold water temperature*	**≤ 20°c**
Temperatura acqua calda *hot water temperature*	**≥ 55°C**

CERTIFICAZIONI / *CERTIFICATIONS*

CONFORMITA' / CONFORMITY

UNI EN 1111