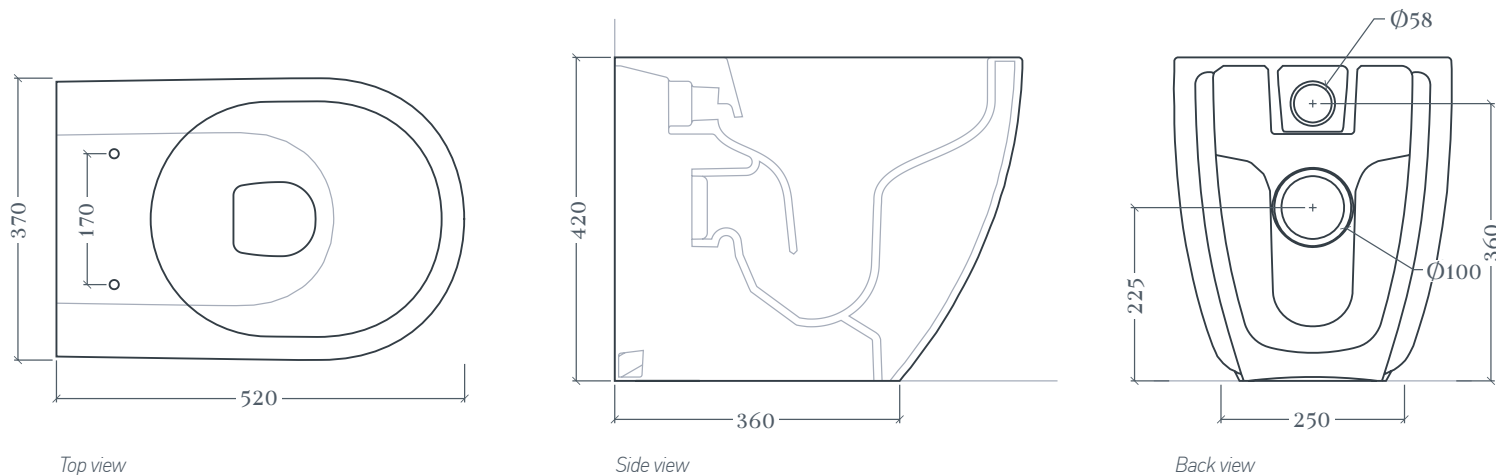


FILE 2.0 THE.REEL | FLV007

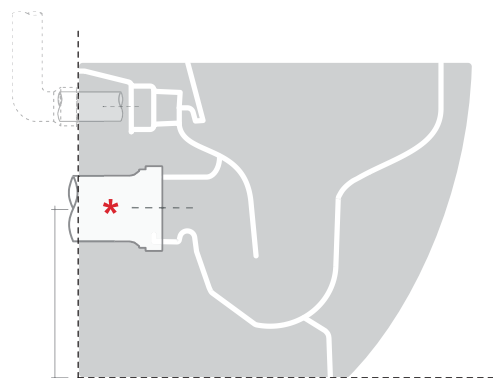
WC terra filomuro traslato NEW scarico vortice 37*52 H42
NEW back to wall whirl-flush WC with adjustable flush 37*52 H42

Peso: KG 26
Weight: KG 26

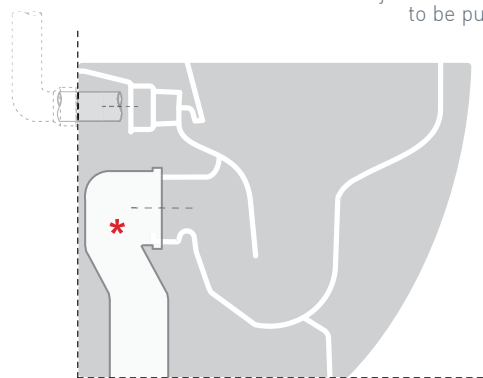


ADJUSTABLE FLUSH SYSTEM TYPES

* Connessioni di scarico regolabili da acquistare separatamente
Adjustable drainage connections to be purchased separately



Scarico a parete predisposto - h. da 18 a 22,5 cm
Wall discharge arrangement - h. from 18 to 22,5 cm



Scarico a pavimento predisposto - da 8 a 17 cm
Arrangement discharge to floor - from 8 to 17 cm

N.B. Le misure indicate possono subire una variazione dell'0,6% circa, dovuta ad usura stampi e a variazioni delle caratteristiche tecniche relative alle materie prime che compongono l'impasto.

N.B. Indicated size could have a variation of about 0,6% due to usure of the moulds or the variations of the materials' technical characteristics used in the mixture.

FILE 2.0 THE.REEL | FLV007

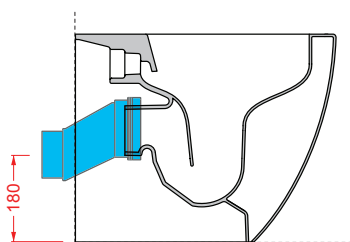
WC terra filomuro traslato NEW scarico vortice 37*52 H42
 NEW back to wall whirl-flush WC with adjustable flush 37*52 H42

Peso: KG 26
 Weight: KG 26

WALL DISCHARGE ARRANGEMENT

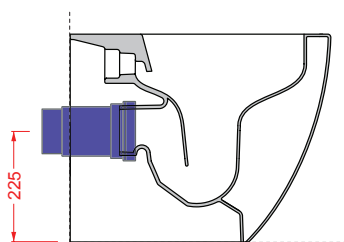
ACA075

Raccordo scarico parete P traslato
 P trap adjustable pipe



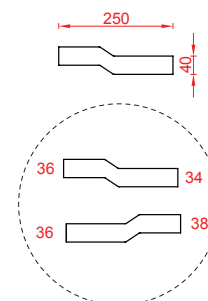
ACA004

Raccordo scarico parete P
 Pipe at wall P



ACA035

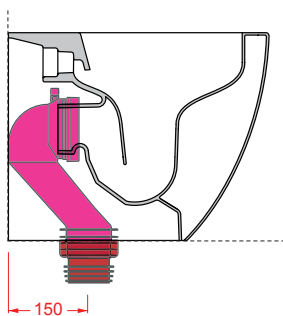
Cannotto traslato per modifica
 ingresso acqua +/- 2 cm
 Adjustable pipe for water inlet
 change +/- 2 cm



FLOOR DISCHARGE ARRANGEMENT

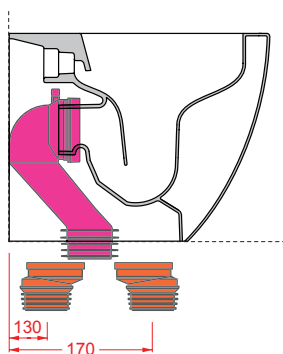
ACA074 + ACA076

Curva tecnica traslata + manicotto concentrico
 Adjustable pipe + concentric pipe



ACA074 + ACA077

Curva tecnica traslata + manicotto eccentrico 2 cm
 Adjustable pipe + eccentric pipe 2 cm

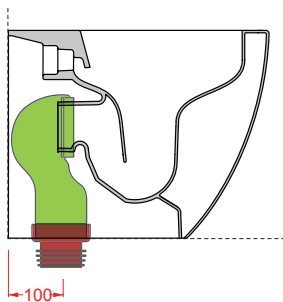


*Connessioni di scarico regolabili grazie agli
 abbinamenti delle curve con i manicotti (concentrico
 od eccentrici) - da acquistare separatamente*

*Adjustable drainage connections thanks to the
 combinations of the curves with the pipes (concentric
 or eccentric) - to be purchased separately*

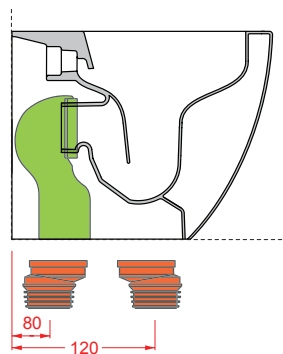
ACA005 + ACA076

Curva tecnica S + manicotto concentrico
 Elbow at floor S + concentric pipe



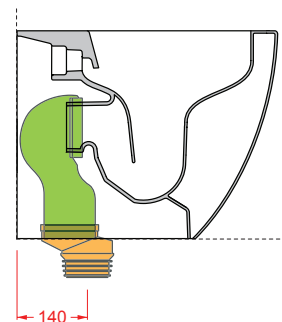
ACA005 + ACA077

Curva tecnica S + manicotto eccentrico 2 cm
 Elbow at floor S + eccentric pipe 2 cm



ACA005 + ACA078

Curva tecnica S + manicotto eccentrico 4 cm
 Elbow at floor S + eccentric pipe 4 cm



FILE 2.0 THE.REEL | FLV007

WC terra filomuro traslato NEW scarico vortice 37*52 H42
NEW back to wall whirl-flush WC with adjustable flush 37*52 H42

Peso: KG 26
Weight: KG 26

Prestazioni ottimizzate e maggiore igiene grazie al nuovo sistema di scarico **The.Reel**; combinato con **The.Saniglaze**, lo speciale trattamento perfettamente integrato nella superficie della ceramica, che garantisce una protezione antibatterica ed easy-to-clean.

Better performance and a more efficient cleaning system thanks to **The.Reel** feature; combined with **The.Saniglaze**, a special treatment perfectly integrated in the ceramic surface, which guarantees antibacterial protection and easy-to-clean.

ATTENZIONE! Si consiglia l'installazione di cassette standard 4.2, con volume di scarico non superiore a 5 L
ATTENTION! We recommend the installation of standard 4.2 cisterns, with a drainage volume not exceeding 5 L



THE.REEL & THE.SANIGLAZE FEATURES



eliminazione della Brida
elimination of the Rim

flusso a vortice d'acqua
vortex flushing system

ottimizzazione del lavaggio
optimized washing



flusso ottimizzato
optimized flow



rumorosità ridotta
silent



igiene profonda
total hygiene



maggiore brillantezza
a brighter sheen



velocità di pulizia
quick cleaning



rispetto per l'ambiente
respect for the enviroment



superficie più liscia
smoother surface