
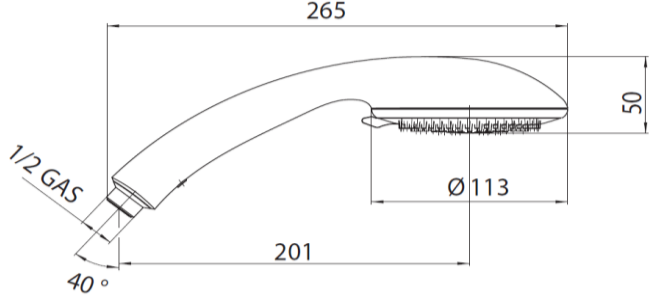
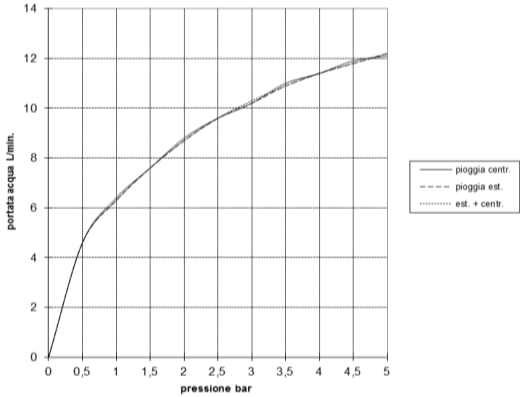


BOSSINI		SCHEDA TECNICA TECHNICAL SHEET		Date: 18/07/2017	Rev/0																																																
Codice / Code: B00105		Descrizione / description: Doccia 3 getti Ø 110 mm 3 function handshower Ø 110 mm																																																			
Foto / image		Disegni / drawings																																																			
																																																					
Grafico di portata / Flow rate diagram																																																					
<table border="1"> <thead> <tr> <th></th> <th>pioggia centr.</th> <th>pioggia est.</th> <th>est. + centr.</th> </tr> </thead> <tbody> <tr><td>0</td><td>0</td><td>0</td><td>0</td></tr> <tr><td>0,5</td><td>4,6</td><td>4,6</td><td>4,6</td></tr> <tr><td>1</td><td>6,4</td><td>6,3</td><td>6,3</td></tr> <tr><td>1,5</td><td>7,6</td><td>7,6</td><td>7,6</td></tr> <tr><td>2</td><td>8,8</td><td>8,7</td><td>8,7</td></tr> <tr><td>2,5</td><td>9,6</td><td>9,6</td><td>9,6</td></tr> <tr><td>3</td><td>10,2</td><td>10,2</td><td>10,3</td></tr> <tr><td>3,5</td><td>11</td><td>10,9</td><td>10,9</td></tr> <tr><td>4</td><td>11,4</td><td>11,4</td><td>11,4</td></tr> <tr><td>4,5</td><td>11,9</td><td>11,8</td><td>11,8</td></tr> <tr><td>5</td><td>12,1</td><td>12,2</td><td>12,2</td></tr> </tbody> </table>			pioggia centr.	pioggia est.	est. + centr.	0	0	0	0	0,5	4,6	4,6	4,6	1	6,4	6,3	6,3	1,5	7,6	7,6	7,6	2	8,8	8,7	8,7	2,5	9,6	9,6	9,6	3	10,2	10,2	10,3	3,5	11	10,9	10,9	4	11,4	11,4	11,4	4,5	11,9	11,8	11,8	5	12,1	12,2	12,2				
	pioggia centr.	pioggia est.	est. + centr.																																																		
0	0	0	0																																																		
0,5	4,6	4,6	4,6																																																		
1	6,4	6,3	6,3																																																		
1,5	7,6	7,6	7,6																																																		
2	8,8	8,7	8,7																																																		
2,5	9,6	9,6	9,6																																																		
3	10,2	10,2	10,3																																																		
3,5	11	10,9	10,9																																																		
4	11,4	11,4	11,4																																																		
4,5	11,9	11,8	11,8																																																		
5	12,1	12,2	12,2																																																		
pressione bar		portata L/min																																																			
MATERIALI / materials																																																					
ABS, Silicone, Nbr, Acetal																																																					
CARATTERISTICHE IDRAULICHE / hydraulic features																																																					
	pressione pressure	portata flow rate	temperatura temperature	solo per miscelatori termostatici only for thermostatic mixers																																																	
min	1 bar	--	--	Blocco di sicurezza safety lock	/																																																
max	5 bar	--	<70°C	Temperatura acqua fredda cold water temperature	/																																																
consigliata recommended	2-3 bar	--	<42°C	Temperatura acqua calda hot water temperature	/																																																
CERTIFICAZIONI / CERTIFICATIONS:																																																					
CSA [ASME A 112. 18. 1/CSA B125. 1](CAN/USA), IAPMO [ASME A 112. 18. 1/CSA B125. 1] (USA/CAN).																																																					
CONFORMITA' / CONFORMITY :																																																					
Chrome plating - EN 248.																																																					