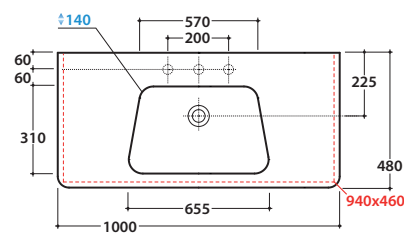


DAILY / GRACE BASIN GR100BI

CE EN 14688:2015

GLOBO



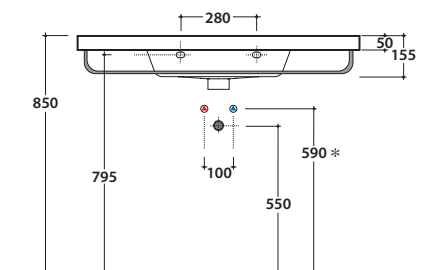
Ceramic antibacterial effect
BATAFORM®



Glazed product with
CERASLIDE®

Cod. **GR100BI**

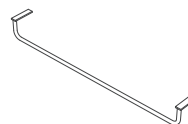
Basin 100.48 h15,5cm. Wall-hung installation or on base.
Fixing kit included. Weight 30 kg.



* For taps mounted on counter top

Cod. **PY100CR**

Brass chromium-plated towel rail. Weight 3 Kg



Cod. **FI012BI**

Push open valve drain with ceramic top for basins with overflow. Weight 0,5 Kg



Cod. **FI012CR**

Push open chromed valve drain for basins with overflow. Weight 0,5 Kg