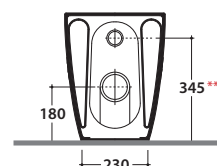
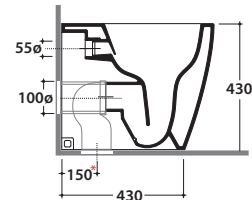
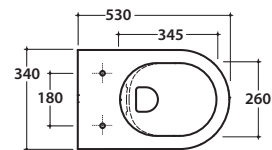


MODE FLOOR MOUNTED WC MULTI ME001BI

CE EN 997:2015

GLOBO



Ceramic antibacterial effect BATAFORM®



Glazed product with CERASLIDE®



Drain 4/2,6 lt



Bagno di Colore

Cod. **ME001BI**

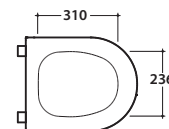
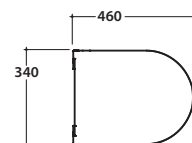
Floor mounted Wc No-rim 53.34 h43 cm . With adjustable water inlet/outlet MULTI. Back to wall installation. Drain 4 / 2,6 Lt. Fixing kit included. Weight 26 Kg



Seat-cover with hinge system to quick release



Antibacterial treatment on toilet seats in shiny white



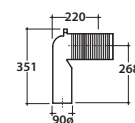
Cod. **ME020BI**

Removable duroplast seat-cover with soft-closing system. Weight 3 Kg



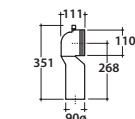
Cod. **VA092 ***

Elbow pipe for floor drain. Adjustable 6/12 cm. Weight 0,3 Kg



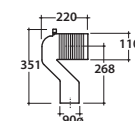
Cod. **VA093 ***

Elbow pipe for floor drain. Adjustable 13/15 cm. Weight 0,3 Kg



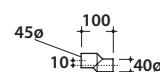
Cod. **VA094 ***

Elbow pipe for floor drain. Adjustable 16/21 cm. Weight 0,3 Kg



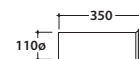
Cod. **VA086 ****

Eccentric pipe for water inlet 33/36cm. Weight 0,1 Kg



Cod. **VA076**

Pipe for wall drain 35 cm.



Cod. **VA132**

Flow reducer.